


BINDING EDGE



BLEED

Any background images or colors, including borders, should extend to this line.

TRIM

This is where the books will be cut.

SAFETY


Anything important that shouldn't be cut off must be within the safety line. If there are borders, they should extend from the bleed to the safety line, or beyond it.

BORDERS

For multi-page books, we recommend a minimum 1/4" border thickness, which would equal 3/8" from the inside edge of the border to the bleed edge.

GUTTER


On perfect-bound books, the spine will be scored and glued 1/4" from the edge. This gutter area will not be as visible as the rest of the page, and should be clear of important text or images.



**8.5x11 BOOKLET
PERFECT BIND
LEFT PAGE**

MORE AT WWW.FIREBALLPRINTING.COM

BINDING EDGE



BLEED

Any background images or colors, including borders, should extend to this line.

TRIM

This is where the books will be cut.

SAFETY

Anything important that shouldn't be cut off must be within the safety line. If there are borders, they should extend from the bleed to the safety line, or beyond it.

BORDERS

For multi-page books, we recommend a minimum 1/4" border thickness, which would equal 3/8" from the inside edge of the border to the bleed edge.

GUTTER

On perfect-bound books, the spine will be scored and glued 1/4" from the edge. This gutter area will not be as visible as the rest of the page, and should be clear of important text or images.



**8.5x11 BOOKLET
PERFECT BIND
RIGHT PAGE**

MORE AT WWW.FIREBALLPRINTING.COM